



With us, the Future

ESTIC CORPORATION

www.estic.co.jp

Head Office & Osaka Sales Office
International Department
2-5-9 Hashibahigashino-cho, Moriguchi City, Osaka, 570-0031 Japan
Phone: +81-6-6993-8855 Fax: +81-6-6993-8881
E-mail: int_dep@estic.co.jp
osaka_office@estic.co.jp

Tokyo Sales Office
2F Shinyokohama Bousei Bldg., 3-20-12 Shin-Yokohama, Kouhoku-ku, Yokohama-shi, Kanagawa Pref. 222-0033, Japan
Phone: +81-45-474-3036 Fax: +81-45-474-3037
E-mail: tokyo_office@estic.co.jp

Chubu Sales Office
Yamahichi Higashikazaki Bldg. 2F, 19-13, Kawabata, Myodaiji-cho, Okazaki-city, Aichi, 444-0864 Japan
Phone: +81-564-66-0510 Fax: +81-564-66-0515
E-mail: chubu_office@estic.co.jp

Togo Office
1-2-16, Togodori, Moriguchi-shi, Osaka, 570-0041, Japan
Phone: +81-6-6993-8077 Fax: +81-6-6993-8887


SUBSIDIARIES

SHANGHAI ESTIC CO., LTD.
No. 6, 51 Gate, 1159 Lane, Kangqiao East Road, Pudong, Shanghai, 201315 China
Phone: +86-21-6813-0333 Fax: +86-21-6813-0777
E-mail: ecc@estic.cn

ESTIC (THAILAND) CO., LTD.
19 Naradhiwas Rajanakarin Road, Chong Nonsi, Yannawa, Bangkok, 10120, Thailand
Phone: +66-2-678-0171 Fax: +66-2-678-0173
E-mail: sales@estic.co.th

ESTIC AMERICA, INC.
1895 Airport Exchange Blvd., Suite 220, Erlanger, Kentucky, 41018 U.S.A.
Phone: +1-859-746-8800 Fax: +1-859-746-8777
E-mail: support@estic-america.com

- The colors of the products may slightly differ from those of the actual products, which is inevitable in printing.
- The specifications and designs of the products may be changed without prior notice.



This catalog uses vegetableoil ink.

The contents of the catalog are as of October, 2018.



With us, the Future

The Control Unit
with a graphic touch screen

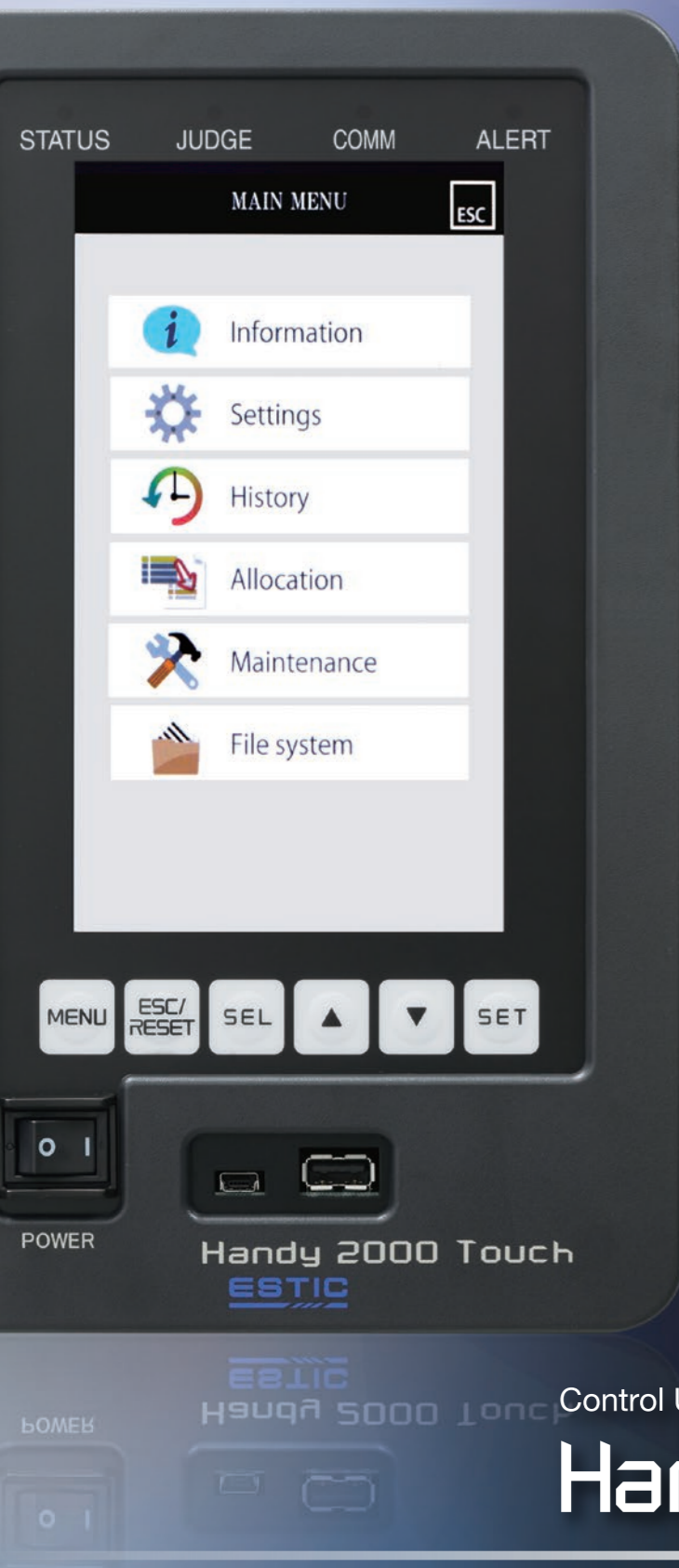
EH2-HT50



Handy 2000 Touch

Transducerized Handheld Nutrunner

A large size color touch screen realizes simple operation



The next generation controller allows running Intermittent Electric Tightening tools (patented in Japan, U.S.A. & China), which reduce torque reaction and operator workload while keeping a high tightening accuracy and increasing the free run speed of Direct Driven tools.

Design is backward compatible with conventional controllers.

- Handy2000 (EH2-HT30 series)
- Handy2000 Lite (EH2-HT40 series).

Design is backward compatible with the tool models for EH2-HT40 and EH2-HT30 series.

Controller type can be easily upgraded from the older series to the EH2-HT50 series.

Renovated user interface

7-inch color LCD touch screen with excellent visibility. Easy editing of parameters and monitoring of results and graphs, allowing user to view tightening results without using a PC.

4 Tightening status menu variations (Main Monitor)

Quality control information is displayed, with the Tightening Torque on a main display, and the Angle and Time and on a sub-display.

The four screenshots show different views of the tightening status menu:

- Waveform monitor:** Displays Torque (8.09 Nm), Angle (38.7 deg), and a graph of Torque vs. Time.
- OK/NG Judgment:** Displays Torque (8.09 Nm), Angle (38.7 deg), and a large 'OK' indicator.
- Selected CHANNEL/JOB indication:** Displays Torque (8.01 Nm), Angle (22.9 deg), and a table with Channel, Count, Job, and Step.
- Tightening result details:** Displays Torque (8.08 Nm), Angle (27.9 deg), and a list of parameters like Seat TRQ, Final TRQ, Final angle, Final time, etc.

Status navigation helps you find the detailed explanation

The screenshot shows an 'NG' (Not Good) status. A callout says 'touch this icon' pointing to an information icon. A detailed explanation is shown: 'Ex. Tightening NG occurred' and 'By touching the information icon, the detailed Tightening NG/Tool Lock/Alarm/System error is indicated. This enables the user to know the status and troubleshoot issues without looking at the manual.' Below, it says 'The tightening NG details are displayed'.

Editing menu

The editing menu shows options for System, Tightening, Multi channel, JOB Job, Trace job, Network, and Socket tray. A callout says 'Main menu shows Icons that allow easy navigation.' Below, a keyboard-like interface is shown with large keys for parameter editing.

10 large keys are displayed during parameter editing.

Tightening history menu

The tightening history menu shows a list of results with columns for date, time, torque, angle, and status. A callout says 'When touched, tightening results details become visible.'

Statistics

The statistics menu shows various statistical data points like average torque, standard deviation, and cycle time.

Multi language function and Background color change function

Japanese and English are supported (Chinese, Spanish and other languages will be added in the future). Background color can be changed to black or white.

The two screenshots show the language choice menu (Japanese: White and English: Black) and the background color selection menu (Black and White).

Improved maintenance

- Backup data (Parameter settings and Tightening results) can be exported/imported to and from a USB flash drive. When the controller is replaced, recovery can be facilitated by preparing backup data on a USB flash drive.
- 2 Ethernet ports make networking simple without the use of a switch.

The file system menu shows options for Export, Import, Fastening Result Export, USB memory maintenance, and SD card maintenance.

Boost mode

Free run speed is 150% faster than the conventional controller models on EH2 series tool models. Cycle time is improved. (*This function works on 200V input. This function does not work on some tool models.)

Handy 2000 Touch

Specifications

Item	Description
Tightening method	Torque, Torque & Angle Monitor, Angle, Torque or Angle, and Torque & Angle, Reverse angle method, Yield angle method, Yield method, Inspection torque method
Max. number of CHANNEL	99
Max. number of JOB	99 (30 Step/JOB)
Memory	Tightening parameters, tightening history
Data storage	Tightening result history : 50,000 tightenings Torque curve history : 60 tightenings (OK 30, NG 30) System error history : 100 records
Function	JOB, Multi CHANNEL, Multi Spindle, Boost mode, Pokayoke Counter, I/O Assign, Identifier, Statistics, Simplified Logic
Self Diagnosis	Transducer zero point, Transducer wire disconnection, Input voltage low, Motor over current, Motor over load, Resolver wire disconnection
Display/Buttons	7-inch touch screen, LED indicators (4), Operation button (6), Buzzer
I/O	RELAY/EXT IN, OPTION I/O (* Option), REMOTE I/O (* Option)
DC output	DC24V (Max. 1A)
Communication port	COM1(RS-232C) For Management software, Barcode scanner, Serial printer, PC data out
	ETHER(RJ45x2) For Management software, Data logger, Other protocols
	USB(Mini-B) For Management software
	USB(Type A) For exporting/importing by USB flash drive
	PANEL(RS-422) For an external touch screen
	NET For Multi spindle, Tracer arm, Socket tray
	FIELDBUS(* Option) DeviceNet, Profibus, CC-Link, Ethernet/IP, Profinet

Input/Output specifications

Item	Description
RELAY	Output 2 (2 Common) Contact rating Resistance load: AC125V 0.4A, DC30V 2A Induced load : AC125V 0.2A, DC30V 1A
EXT IN	Input 4 (Non voltage contact)
OPTION I/O(* Option)	Input 16 (Photo coupler isolation) DC24V 7mA, The sync (NPN, -Common) or the source (PNP, +Common) Output 16 (Photo MOS) DC24V 50mA, The sync (NPN, -Common) or the source (PNP, +Common)
REMOTE I/O(* Option)	Input 16 points Link Terminal B7A-T6D2 (Omron) Transmission time: Standard, Max. length of transmission: 500m Output 16 points Link Terminal B7A-R6A52 (Omron) Transmission time: Standard, Max. length of transmission: 500m

How to read Controller model

EH2-HT50-0 00 N N N-J

Hardware type
HT50: Handy2000 Touch

Driver output
0: 50W ~ 200W

Input voltage
00: Single phase AC100 - 230V±10% 50/60Hz

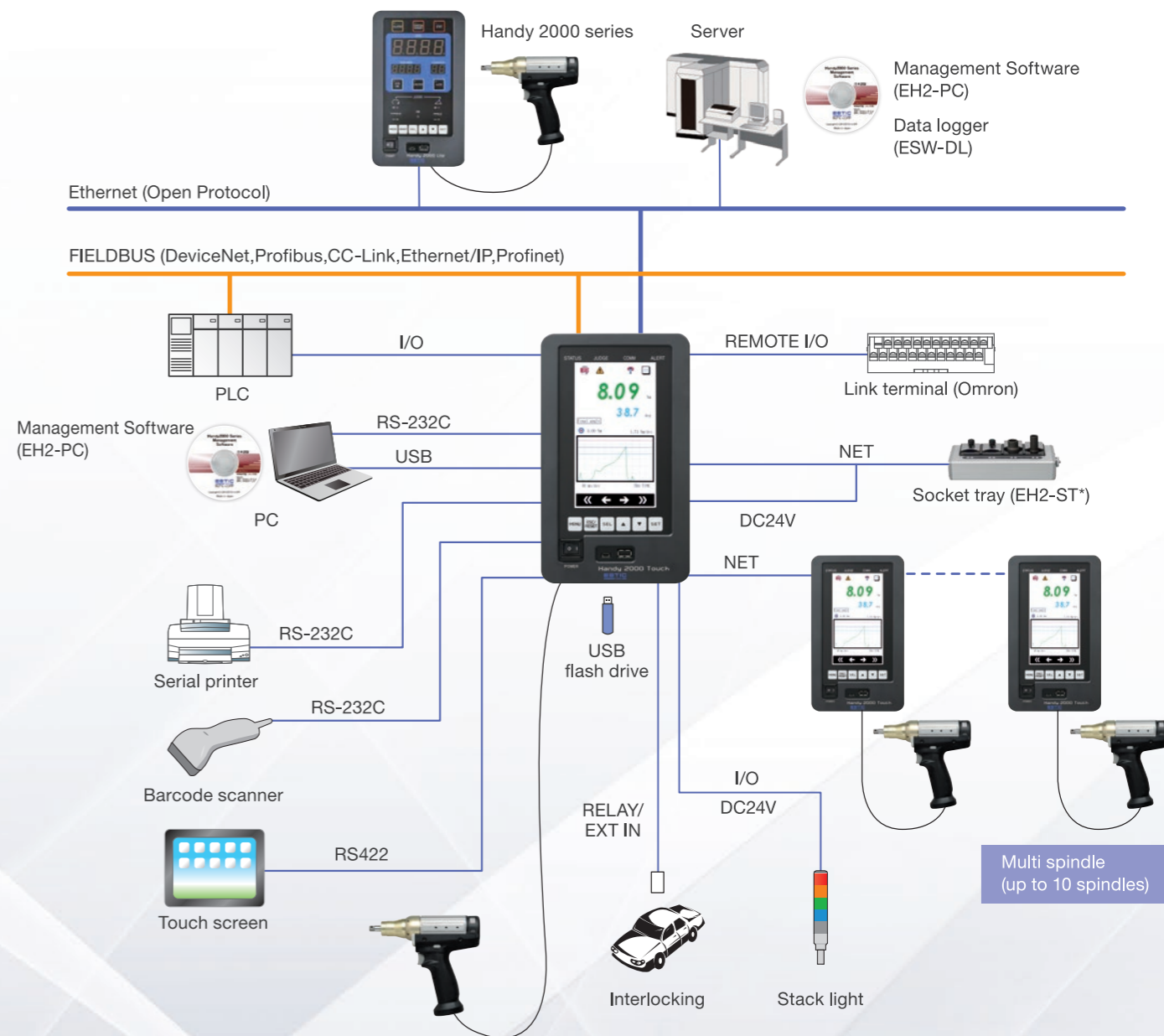
REMOTE I/O (* Option)
N: None
R: Equipped

Language (possible to change later)
J: Japanese
E: English

OPTION I/O (* Option)
N: None
P: Equipped

FIELD BUS (* Option)
N: None
D: DeviceNet
P: Profibus
C: CC-Link
W: EtherNet/IP (2 ports type)
T: Profinet

System configuration



Power cord

EH2-CP02-UL1	EH2-CP02-CN1	EH2-CP02-UK1
EH2-CP02-EU1	EH2-CP02-TH1	

Model	Plug type
EH2-CP02-UL1	for Japan and USA 100V 2m
EH2-CP02-CN1	for China 200V 2m
EH2-CP02-UK1	for UK 200V 2m
EH2-CP02-EU1	for Europe 200V 2m
EH2-CP02-TH1	for Thailand 200V 2m
EH2-CP02-CE2	no plug 200V 2m

